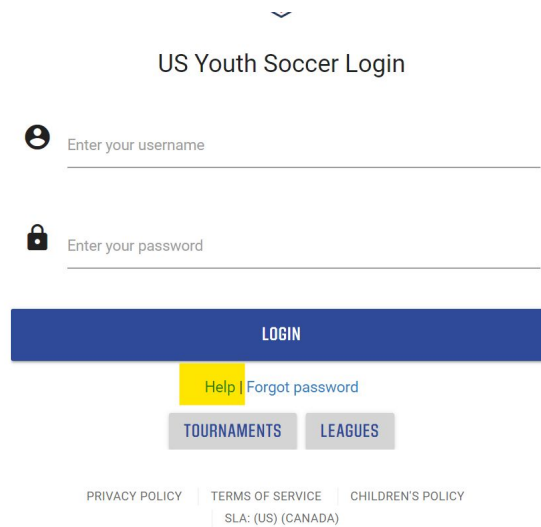



To submit your player upload sheet for the ODP Championships, please follow the below instructions:

In order to submit your upload spreadsheet, you will need to submit a ticket to the Sports Connect Support Team, with your file attached. There are two options for ticket submission:

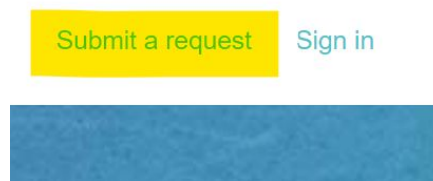
1. On the main login page, scroll to the bottom and click on the “Help” hyperlink below the Login button.



2. If you are already logged in to the system, click on the Help icon in the upper right hand corner




Once you are in the Help Center, click on the “Submit a request” link in the upper right hand corner




Proceed with filling out the information for the required fields. At the bottom of the page you will be able to attach your upload file spreadsheet and click on Submit to finalize your submission to the Sports Connect Support Team.

Attachments

 Add file or drop files here

Submit



NOTE - Please ensure the Team ID is included with each player, so the player can be rostered to their team during the upload process. Spreadsheets should contain only one tab with all of your players and corresponding teams included. Please do not submit an upload file with players/teams on multiple tabs.